

Verderair

VA25 (HE) non-metallic



VERDERAIR®

Description

The VA25 (HE) non-metallic double diaphragm pumps are excellent pumps for use in a wide range of applications across many industries. Those pumps are using the modern technology to make them the most efficient on the market! The air section is from Polypropylene, which makes the pump suitable to be installed in the most severe environments. The VA25 (HE) non-metallic is available in 3 different materials for the pump body and 9 different materials available for the diaphragms. This makes it possible to select the best solution for your application.

Your benefits

- Energy efficient
- Less downtime
- Easy to install, operate and maintain
- Ant-ice muffler
- Free of air lubrication
- Non-stalling air valve
- Can run-dry without damage
- Dry self-priming

Technical data

Weight [kg]	Fluid & air section	PP, CC	8,2	
		KP	11,8	
Max. suction lift [mwc]		Dry	4,9	
		Wet	8,8	
Temperature [°C]	Fluid section	Internals		
	C, P	All except TF,TO	0	66
	C, P	TF, TO	4	66
	K	AC, BN, NO,NE, NW, SP	-12	82
	K	VT, KY	-12	107
	K	GE, HY	-12	66
	K	PP	0	66
	K	TO	4	82
	K	TF	4	104
Max. Particle size [mm]			3,2	
Max. recommended viscosity (mPas)			10000	

Verderair

VA25 (HE) non-metallic



VERDERAIR®

Code VA25 No.1 No.2 No.3 No.4. No.5 No.6 No.7

No.1 Fluid section

- ⚠ C = Conductive Polypropylene
- K = Kynar (PVDF)
- P = Polypropylene

No.2 Air section

- ⚠ C = Conductive Polypropylene
- P = Polypropylene

No.3 Check valve seats

- AC = Acetal
- AL = Aluminium
- BN = Buna-N
- GE = Geolast
- HY = Hytrel (TPE)
- KY = Kynar (PVDF)
- PP = Polypropylene
- SP = Santoprene

- SS = Stainless Steel
- VT = Viton (FKM)

No. 4 Check valve balls

- AC = Acetal
- BN = Buna-N
- GE = Geolast
- HY = Hytrel (TPE)
- SP = Santoprene
- SS = Stainless Steel
- VT = Viton (FKM)
- TF = PTFE
- NE = Neoprene
- NW = Neoprene Weighted

No.5 Diaphragms

- BN = Buna-N
- GE = Geolast

- HY = Hytrel (TPE)
- NE = Neoprene
- NO = Neoprene overmolded
- SP = Santoprene
- TF = PTFE/EPDM 2 piece
- TO = PTFE/EPDM overmolded
- VT = Viton (FKM)

No. 6 Connections

- FC = Center Flange DIN/ANSI
- FE = End Flange DIN/ANSI

No. 7 Options

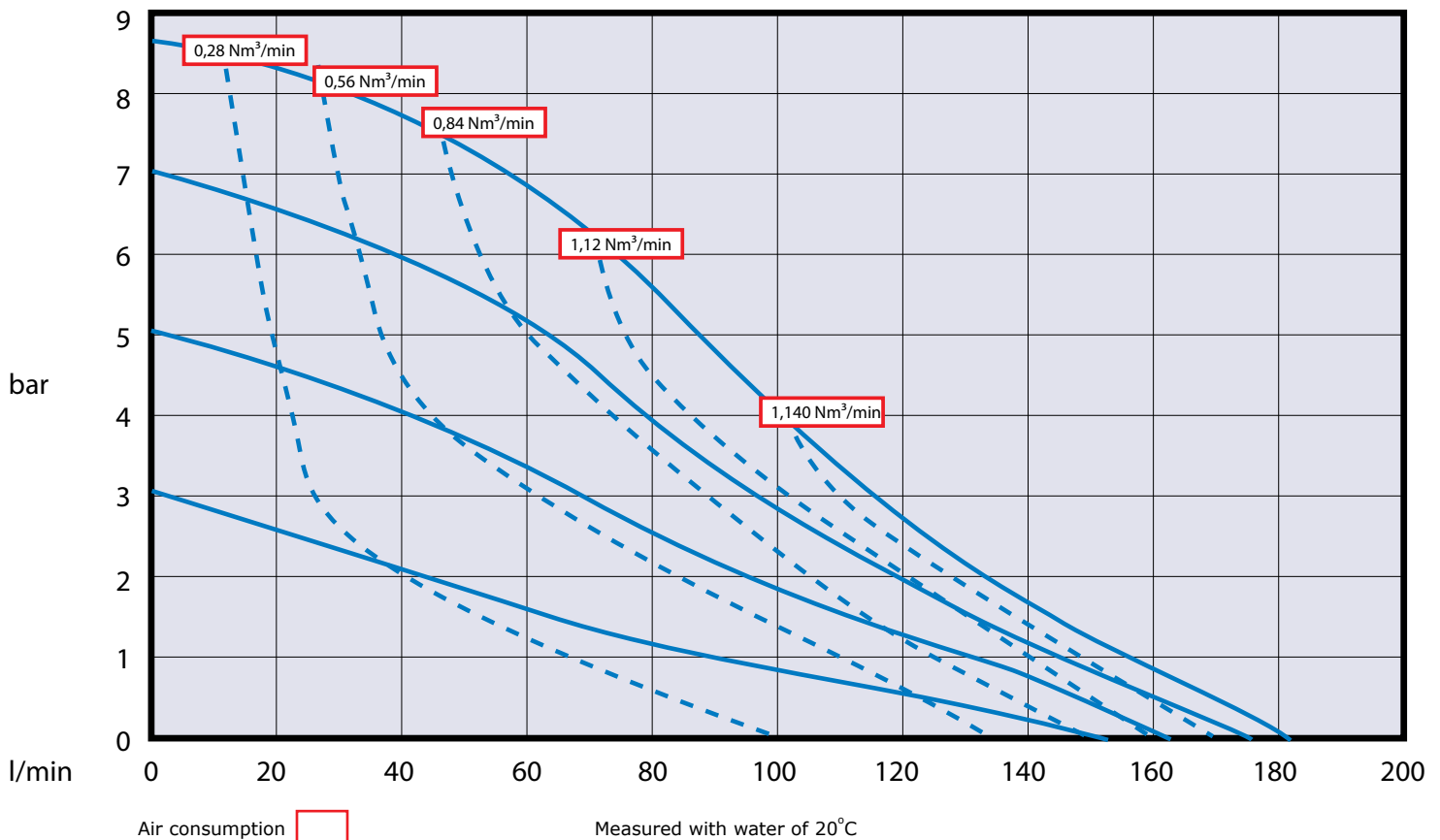
- OO = Standard
- RE = Remote
- SS = Stroke sensor

EXAMPLE PUMP TYPE

VA25PP PP TF TO FE OO

⚠ II 2 GD c IIC T4

NOTE not all combinations are available



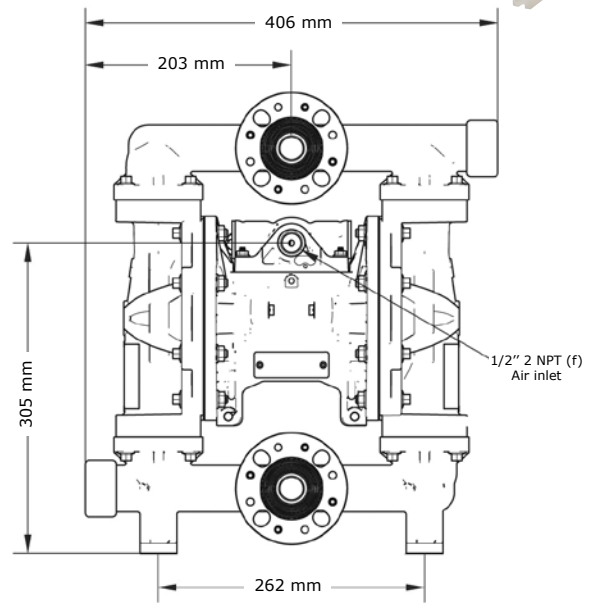
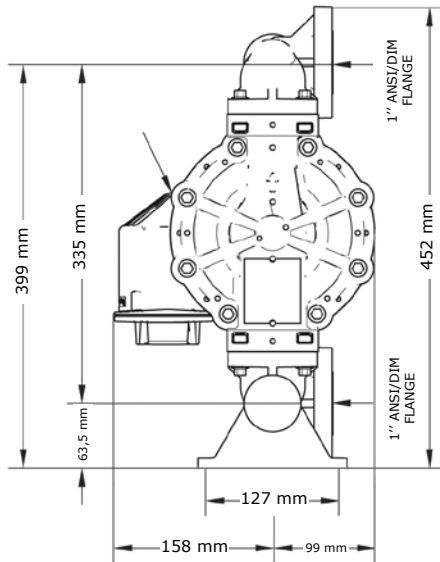
Verderair

VA25 (HE) non-metallic

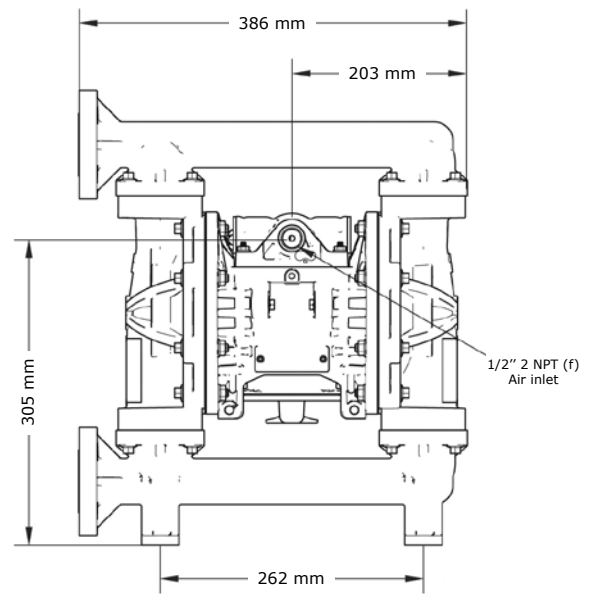
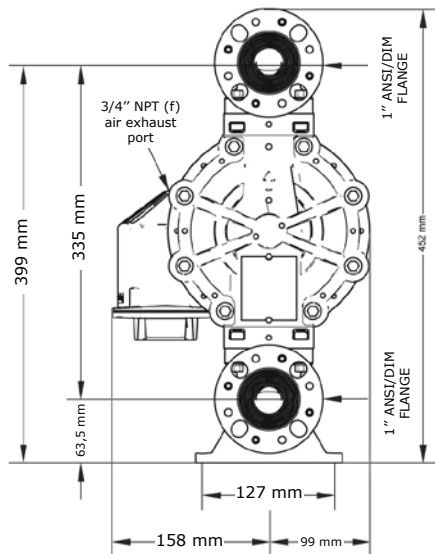


VERDERAIR®

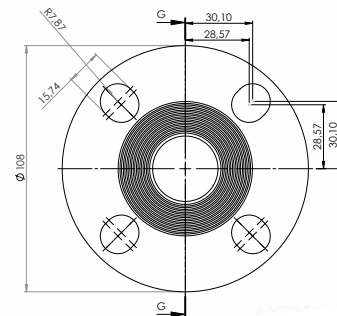
CENTRE FLANGE



END FLANGE



FLANGE DIMENSION IN MM



All dimensions are in mm.
All dimensions are for guidance only.

Find your local supplier
at www.verderair.com

For construction, installation and floor mounting drawings
please contact your local authorised Verderair® distributor.

VERDER
passion for pumps

